

Here is a link to a video to support with the pronunciation of the phonemes we are learning in school.

<https://www.youtube.com/watch?v=UCI2mu7URBc>

These are the Phase 3 common exception words that the children will be learning. The children have to learn these words by sight as they cannot be blended.

he
she
we
me
be
you
are
her
was
all
they
my

## Phase 3 Phonic Booklet



Dear Parent and Carers,









This is your child's phonic book. Please share the sounds and the actions and encourage your child to blend the sounds when reading words. Please keep this booklet in your child's book bag.

Happy reading

The Robin Class Team

GPC	Image	Action
j		<b>Jelly</b> – wobble like a jelly
v		<b>Violin</b> – play a violin
w		<b>Worm</b> – wiggle your finger like a worm
x		<b>Exercise</b> – lift arms as if lifting a weight
y		<b>Yell</b> – hands placed as if yelling
z		<b>Zip</b> – pulling a zip up and down
zz		<b>Buzz</b> – move finger as if following a fly
qu		<b>Queen</b> – putting on a crown
ch		<b>Chop</b> – chopping motion with hand
sh		<b>Shush</b> – shushing motion with finger

th		<b>Thank</b> – BSL 'thank you'
th		<b>This and that</b> – pointing at one thing, then at something else
ng		<b>Ring</b> – putting on a ring
ai		<b>Rain</b> – rain motion with fingers
ee		<b>Feet</b> – point to feet
igh		<b>Light</b> – open and close hand, as if light switching on
oa		<b>Coat</b> – putting on a coat
oo		<b>Moon</b> – draw crescent moon with finger
oo		<b>Book</b> – opening and closing a book
ar		<b>Car</b> – steering a car

or		<b>Sword</b> – slashing with a sword
ur		<b>Curl</b> – draw curl with finger
ow		<b>Owl</b> – hands make owl eyes
oi		<b>Coin</b> – putting coins in your hand
ear		<b>Hear</b> – cupping ear as if listening
air		<b>Air</b> – arms rise like hot air balloon
ure		<b>Cure</b> – giving a spoonful of medicine
er		<b>Ladder</b> – climbing a ladder