

Here is a link to a video to support with the pronunciation of the phonemes we are learning in school.

<https://www.youtube.com/watch?v=UCI2mu7URBc>

These are the Phase 2 common exception words that the children will be learning. The children have to learn these words by sight as they cannot be blended.

I
no
the
go
into

Phase 2 Phonic Booklet












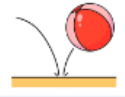





Dear Parent and Carers,

This is your child's phonic book. Please share the sounds and the actions and encourage your child to blend the sounds to start reading words. Please keep this booklet in your child's book bag.

Happy reading

The Robin Class Team

GPC	Image	Action
s		Snake – Slithering snake action with arm
a		Arrow – Firing an arrow
t		Tap – Twisting a tap
p		Paint – Painting with a paintbrush
i		Igloo – Making a curved igloo shape motion with hands
n		Nail – Hammering a nail
m		Monkey – Monkey arms
d		Dog – Digging dog
g		Gate – Closing a gate
o		Orange – Squeezing an orange
c		Cat – Clawing cat

k		Key – Turning a key in a lock
ck		Clock – A ticking clock motion
e		Elephant – Elephant trunk
u		Umbrella – Putting up an umbrella
r		Rat – Make the shape of a rat's nose
h		Hat – Putting a hat on your head
b		Ball – Bouncing a ball
f		Fish – Hand makes a fish swimming
ff		Puff – Puffing out candles
l		Lollipop – Licking a lollipop
ll		Bell – Ringing a bell
ss		Grass – Grass growing up with fingers