

COURT DE WYCK CHURCH SCHOOL THEME OVERVIEW

Class: Goldfinch

Year: 2/3

Theme: Hillfort or Hill?

Terms: Summer :Term 5 and 6



Our curriculum is child-centred, `aspirational and purposeful to instil within our pupils the knowledge, skills and confidence need for their ever-changing futures.

Presentation of learning/wow days/trips/visitors

- Stone age character to come into school
- Stone age day
- Class museum stone age/iron age artifacts
- Museum visit and workshop



Children's Interests

- Card games
- Football/sport
- Drawing/art



Christian Values Link

Perseverance, courage, compassion, responsibility and hope.



English



- **Iron Man**- Story writing/Description writing
- **The Tunnel**-Story writing.
- **How to make an artefact**- Instruction Witing.
- **The end of the Stone Age**- Newspaper article.

Maths








- Multiplication/Division
- Fractions
- Position/direction
- Place Value
- Money
- Time
- Statistics



Science

- **Animal nutrition and the skeletal system**- Children will learn the importance of nutrition for humans and other animals. They learn about the role of a skeleton and muscles and identify animals with different types of skeleton.



<p>History</p> <ul style="list-style-type: none"> • Hillfort or Hill?- British prehistory from the Stone Age to the Iron Age, including changes to people and lifestyle caused by ingenuity, invention and technological advancement. • Local context-Backwell Hillfort 		<p>Geography</p> <ul style="list-style-type: none"> • One Planet, Our World- Children will learn to locate countries and cities, and use grid references, compass points and latitude and longitude. They learn about the layers of the Earth and plate tectonics and discover the five major climate zones. They learn about significant places in the United Kingdom and carry out fieldwork to discover how land is used in the locality. • Local Context- How is the land around Bristol used? 		<p>Art and DT</p> <ul style="list-style-type: none"> • Cook Well, Eat Well- children learn about food groups and the Eatwell guide. They learn about methods of cooking and explore these by cooking potatoes and ratatouille. The children choose and make a taco filling according to specific design criteria. • Prehistoric Artefacts- This project allows the children to explore different clay techniques, which they use to make and decorate an Iron Age artefact. 	
<p>Physical Education Primary Sports</p> <p>Striking and Fielding</p> 	<p>Outdoor Learning</p> <ul style="list-style-type: none"> • Field work for geography topic. • Looking a Backwell Hillfort and land use of Bristol. 	<p>RE and SMSC Understanding Christianity:</p> <ul style="list-style-type: none"> • AMV- Why are some stories special? (Islam) • UC- What do Christians believe God is Like? (Digging Deeper) 	<p>Music</p> <ul style="list-style-type: none"> • Writing Music Down • Playing in a Band 	<p>Computing</p> <ul style="list-style-type: none"> • Algorithms and debugging 	<p>RHSE- Jigsaw</p> <ul style="list-style-type: none"> • Relationships • Changing Me
<p>Cultural Diversity</p> <ul style="list-style-type: none"> • Learning about different countries • DT-Food from different cultures. 					