

COURT de WYCK CHURCH SCHOOL THEME OVERVIEW

















Class: Robin **Year:** R

THEME: Can you tell me a story?

Term: 1, 2023



Our curriculum is child-centred, aspirational and purposeful to instil within our pupils the knowledge, skills and confidence needed for their ever-changing futures.

<p>Presentation of learning/wow days/trips/visitors</p> <ul style="list-style-type: none"> Starting School 	<p>Children's Interests</p> <ul style="list-style-type: none"> Their family and pets Sharing their special boxes 	<p>Christian Values Link</p> <ul style="list-style-type: none"> Respect 		
<p>Literacy</p> <p>Phonics - Phase 2 introducing sounds</p>  <table border="1" style="width: 100%;"> <tr> <td data-bbox="35 406 414 734"> <p>Possible stories</p> <ul style="list-style-type: none"> <i>Oh The Places You'll Go</i> <i>Goldilocks & the Three Bears</i> <i>The Three Little Pigs</i> <i>The Gingerbread Man</i> <i>Jack and the Beanstalk</i> </td> <td data-bbox="414 406 772 734"> <p>Possible writing opportunities</p> <ul style="list-style-type: none"> Traditional tales – story retelling and role play Describing and comparing characters and story settings </td> </tr> </table>	<p>Possible stories</p> <ul style="list-style-type: none"> <i>Oh The Places You'll Go</i> <i>Goldilocks & the Three Bears</i> <i>The Three Little Pigs</i> <i>The Gingerbread Man</i> <i>Jack and the Beanstalk</i> 	<p>Possible writing opportunities</p> <ul style="list-style-type: none"> Traditional tales – story retelling and role play Describing and comparing characters and story settings 	<p>Mathematics</p>  <ul style="list-style-type: none"> Matching and sorting Comparing amounts Compare size, mass and capacity Exploring pattern Counting Number recognition 	<p>Communication & Language</p> <ul style="list-style-type: none"> Listening to and sharing familiar stories and nursery rhymes Following simple instructions Sharing news Listening to others Sharing special boxes Hot seating characters Show and Tell Small world play 
<p>Possible stories</p> <ul style="list-style-type: none"> <i>Oh The Places You'll Go</i> <i>Goldilocks & the Three Bears</i> <i>The Three Little Pigs</i> <i>The Gingerbread Man</i> <i>Jack and the Beanstalk</i> 	<p>Possible writing opportunities</p> <ul style="list-style-type: none"> Traditional tales – story retelling and role play Describing and comparing characters and story settings 			
<p>Personal, Social & Emotional Development</p> <ul style="list-style-type: none"> Settling in Feelings and emotions What makes a good friend? Classroom contract JIGSAW - Being Me in my World. Who am I and how do I fit? 	<p>Understanding of the World</p>  <ul style="list-style-type: none"> Discuss similarities/differences between themselves and animals Who is in their family? Are all families the same? Weather, Autumn, observations of the world around us - similarities and differences, asking questions, testing ideas. How are the trees changing? What materials are our homes made from? Making porridge 	<p>RE and SMSC</p>  <ul style="list-style-type: none"> God/Creation. Why is the word God so important to Christians? Class worship Harvest Reflection Journals – Respect (Window, mirror, Door) Reflection Area 		
<p>Expressive Arts and Design</p> <ul style="list-style-type: none"> Collages using different textured materials Skills to make holes, attach things, joining. Printing in paint Junk modelling Colour mixing Small world & role play: Fairy tales Music - Singing Nursery rhymes Learning Harvest & assembly songs 	<p>Physical Development</p>  <ul style="list-style-type: none"> Getting ready for PE Taking their coats on and off Explore sizes and different ways of moving and jumping through movement Games in PE involving space negotiating Mark making using different media Dough Disco Letter formation using different media Snipping with scissors 	<table border="1" style="width: 100%;"> <tr> <td data-bbox="1467 1101 1870 1471"> <p>Outside Learning</p>  <p>Forest Explorers</p> <ul style="list-style-type: none"> 1,2,3 where are you? Natural self- portraits / nature scenes Magical tree spirits Leaf animals Story stones <p>Outdoor area</p> <ul style="list-style-type: none"> Mud kitchen Natural paintbrushes </td> <td data-bbox="1870 1101 2195 1471"> <p>Home Learning</p> <ul style="list-style-type: none"> Show and Tell Reading and sharing stories Sharing 'My Family' pictures  </td> </tr> </table>	<p>Outside Learning</p>  <p>Forest Explorers</p> <ul style="list-style-type: none"> 1,2,3 where are you? Natural self- portraits / nature scenes Magical tree spirits Leaf animals Story stones <p>Outdoor area</p> <ul style="list-style-type: none"> Mud kitchen Natural paintbrushes 	<p>Home Learning</p> <ul style="list-style-type: none"> Show and Tell Reading and sharing stories Sharing 'My Family' pictures 
<p>Outside Learning</p>  <p>Forest Explorers</p> <ul style="list-style-type: none"> 1,2,3 where are you? Natural self- portraits / nature scenes Magical tree spirits Leaf animals Story stones <p>Outdoor area</p> <ul style="list-style-type: none"> Mud kitchen Natural paintbrushes 	<p>Home Learning</p> <ul style="list-style-type: none"> Show and Tell Reading and sharing stories Sharing 'My Family' pictures 