

COURT de WYCK CHURCH SCHOOL THEME OVERVIEW












Class: Robin **Year:** R

THEME: Where shall we go today?

Term: 6, 2025



Our curriculum is child-centred, aspirational and purposeful to instil within our pupils the knowledge, skills and confidence needed for their ever-changing futures.

<p>Presentation of learning/wow days/trips/visitors</p> <ul style="list-style-type: none"> Pirate Wow Day RNLI Beach Buddies Workshop 		<p>Children's' Interests</p> <ul style="list-style-type: none"> Seaside Fish 	<p>Christian Values Link</p> <ul style="list-style-type: none"> Hope 	
<p>Literacy Phonics- Phase 4, Letter names and capital letters</p> 		<p>Mathematics</p> <ul style="list-style-type: none"> Doubling Sharing and Grouping Odd and Even Patterns and relationships Spatial reasoning Mapping Subitising on a Rekenrek Comparison Counting Understanding of numbers to 10 	<p>Communication & Language</p> <ul style="list-style-type: none"> Listening to stories Hot seating story characters Asking questions and using a range of tenses Give their attention to what others say and talk to a range of adults Following simple instructions Show and tell 	
<p>Possible stories</p> <ul style="list-style-type: none"> <i>A New Home for a Pirate</i> <i>The Lighthouse Keepers Lunch</i> <i>Sharing a Shell</i> <i>Rainbow Fish</i> <i>Tiddler</i> <i>The Singing Mermaid</i> 	<p>Possible writing opportunities</p> <ul style="list-style-type: none"> Captions Story writing Labels Instructions Poetry 			
<p>Personal, Social & Emotional Development</p> <ul style="list-style-type: none"> Use of characteristics of learning Compassion – being a good friend Looking after each other 'Same & Different' – differences in people, countries, customs and traditions Having confidence to communicate 		<p>Understanding of the World</p> <ul style="list-style-type: none"> Seas, oceans and creatures that live there How to look after our beaches and seas Floating and sinking Materials and their properties The seaside 	<p>RE and SMSC</p> <ul style="list-style-type: none"> Class worship Reflection Journals – Hope How can we care for our wonderful World? 	
<p>Expressive Arts and Design</p> <ul style="list-style-type: none"> Underwater scenes Seaside art Father's Day cards Rainbow Fish weaving Small world/role play Music 'Reflect, Rewind, Replay' 		<p>Physical Development</p> <ul style="list-style-type: none"> Getting changed for PE Practising zips and buttons Explore different ways of balancing Games involving throwing and catching, rolling, weaving, using spaces Different ways of travelling across equipment Letter formation using different media Cutting with scissors 	<p>Outside Learning</p> <p>Forest Explorers</p> <ul style="list-style-type: none"> Hapa zome (wildflower/leaf art) The magic box Woodland mersticks Fairy homes <p>Outdoor area</p> <ul style="list-style-type: none"> Mud kitchen Natural paintbrushes 	<p>Home Learning</p> <ul style="list-style-type: none"> Show and Tell Reading and sharing stories 